

**installation
guidelines**

BIKE SHELTER
Parking for a Greener Future




■ ■ FEATURES AND BENEFITS

- LEED compliant
- Encourage your staff/customers to ride their bike
- Centralize your bike parking
- Keeps bikes protected from the weather

■ ■ BIKE SHELTER SPECIFICATIONS

MATERIAL

- Aluminum #6013 Construction
Custom Color & Finishes Available
- 4mm Poly Carbonate Sheet
Clear, Smoked Brown, Frosted White, Blue,
Smoked Grey



- Secured using 1/2" by 5" Concrete Wedge Anchor
using Guard-Nut High Security Torque Nuts

■ ■ BIKE PARKING CAPACITY

We pride ourselves on adhering to the widely accepted bicycle parking standards set out by the APBP - Association of Pedestrian and Bicycle Professionals.

Although it is feasible to have more bikes parked here is our recommendation

- 9 Foot shelter 6 bikes using 3 Inverted U racks
- 18.5 Foot shelter 12 bikes using 6 Inverted U racks
- 25 Foot shelter 18 bikes using 9 Inverted U Racks

If you want to fit more bikes we would suggest placing the inverted U style racks closer together but remember this will make the space less user friendly for cyclists.

Shelter will come with a 1 year warranty. If we install it, it will come with a 2 year warranty.
Bike racks will come with a 5 year, limited lifetime warranty.

Project Overview

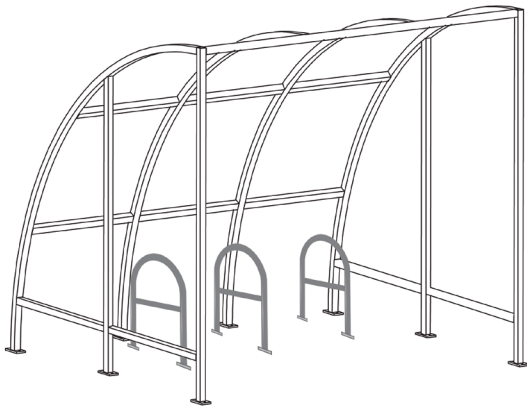
Pricing of our shelters is on a per linear foot basis and is subject to change pending final drawings, site assessment, and engineering approval.

We recommend a cement pad that provides 1 foot edge around the outside of the shelter of no less than 5-6" thick be poured no less than two weeks prior to installation of the shelter.

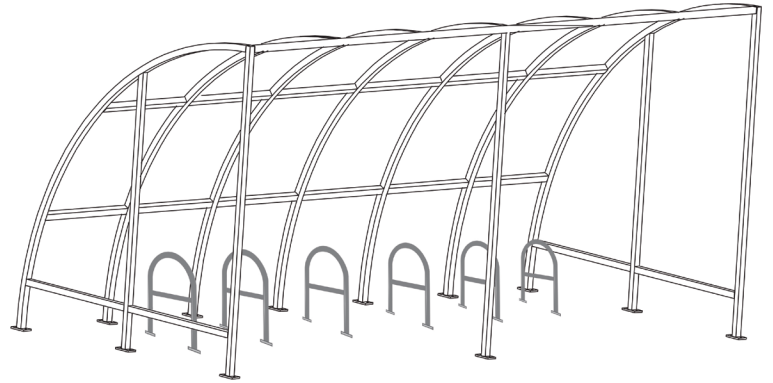
The cement specifications are to be confirmed by your City Engineering Department or your Professional Engineer.

If you require any assistance with the above or would like us to manage the entire project from beginning to end please let us know and we will be happy to provide you with detailed pricing.

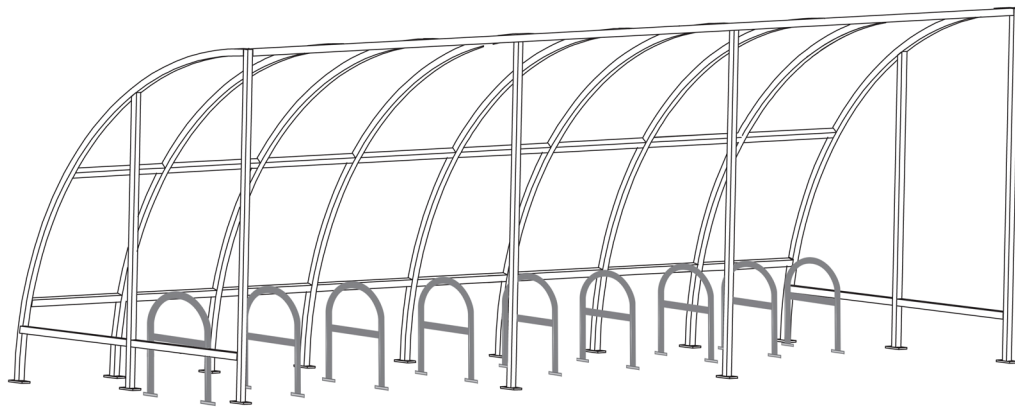
■ ■ 9' BIKE SHELTER - For 6 - 9 bikes



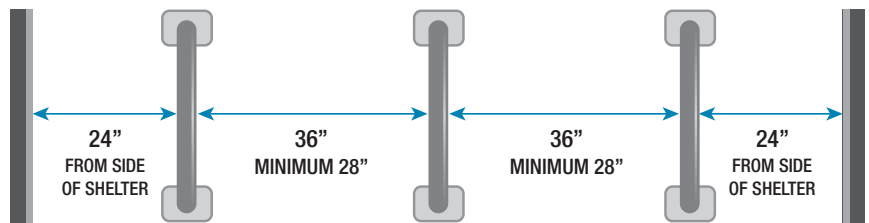
■ ■ 18.5' BIKE SHELTER - For 12 - 15 bikes



■ ■ 25' BIKE SHELTER - For 18 - 21 bikes



■ Recommended Inverted U Racks Parallel Spacing



For architectural drawings please email us at sales@urbanracks.com or visit www.caddetails.com/urbanracks